

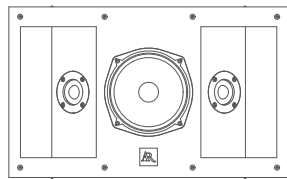


2000

2000-S2 2000-S3 2000-S4 2000-S6

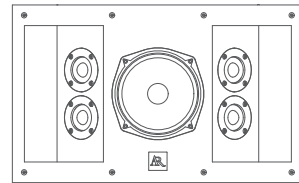


DESIGN
DRIVE UNIT
FREQUENCY RESPONSE \pm 3 DB
SENSITIVITY
NOMINAL IMPEDANCE
RECOMMENDED AMPLIFIER POWER
POWER HANDLING (CONTINUOUS)
DIMENSIONS (H X D X W)
FINISH
NET WEIGHT



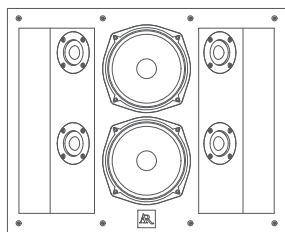
2000-S2

Two-way sealed enclosure
2 x 30 mm textile dome tweeter 1 x 6.5 in. mid/woofer
70Hz-22kHz
90dB
4 Ω
100W
180W
310 x 98 x 508 mm
Satin black



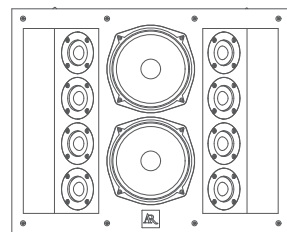
2000-S3

Two-way sealed enclosure
4 x 30 mm textile dome tweeter 1 x 6.5 in. mid/woofer
70Hz-22kHz
90dB
4 Ω
100W
180W
310 x 98 x 508 mm
Satin black



2000-S4

Two-way sealed enclosure
4 x 30 mm textile dome tweeter 2 x 6.5 in. mid/woofer
70Hz-25kHz
89dB
4 Ω
150W
250W
410 x 98 x 508 mm
Satin black



2000-S6

Two-way sealed enclosure
8 x 30 mm textile dome tweeter 2 x 6.5 in. mid/woofer
70Hz-25kHz
89dB
4 Ω
150W
250W
410 x 98 x 508 mm
Satin black

DESIGN
DRIVE UNIT
FREQUENCY RESPONSE \pm 3 DB
SENSITIVITY
NOMINAL IMPEDANCE
RECOMMENDED AMPLIFIER POWER
POWER HANDLING (CONTINUOUS)
DIMENSIONS (H X D X W)
FINISH
NET WEIGHT

WHAT YOUR EYES
MIGHT NOT NOTICE,
YOUR EARS WILL

Designed for professional studios and home theatres, the reference level 2000 Series comes in a sleek, visually subtle body with a surprising ability to deliver high resolution, flat response and room filling sound that will surely satisfy both the audiophile and film-lover in you. The four different models— S2, S3, S4, and S6 — are highly compatible with one another so that no matter what your needs are, you can always find the best configuration that fits your listening environment.

SLEEK DESIGN
/ SATISFYING YOUR VISUAL
AND AUDIO SENSES

Measuring at only 9.8 cm in thickness, the 2000 Series comes as a sleek sealed unit that easily accommodates on-wall or in-wall installation in your home theatre. With the choice of a black or a white grille to cover the entire speaker, the 2000 Series has enough personality and style to standout in front of a crowd, or blend seamlessly into the elegant design of your home.



AR ACOUSTIC SUSPENSION

DEEPER BASS FROM A SLIMMER BODY

Originally developed by Acoustic Research founder Edgar Villchur in 1954, acoustic suspension design has been famous for reproducing an extensive low bass in a small box. Having inherited this golden legacy, the 2000 Series was built with an accurately designed structure that utilizes the air trapped inside enclosures to provide a cushion and more linear movement of the drivers, delivering a deeper bass with low distortion.

DUAL-ND HIGH-PERFORMANCE DRIVERS

BRILLIANT DETAILS AND CONTROLLED DYNAMICS

The lighter yet stronger Dual Neodymium Magnets System used in both tweeter and low-mid drivers ensure high precision in control, allowing you to hear every subtlety in musical performances and bringing you to live-like movie scenes. The snow-flake-shaped rear heat sink is made from premium aluminum, further improving the drivers' performance in high-power working conditions.

MULTI-TWEETER DESIGN

A TRUE CINEMATIC EXPERIENCE

By employing 2 tweeters on S2 and up to 8 tweeters on S6, the 2000 Series remarkably enhance performance in the mid-high frequency range. Its vertical array further increases vertical directivity and largely extends the projected soundscape. All the elements combine to recreate a live-like cinematic ambiance, making every movie extra thrilling.

REFLECTED HORN-LOADED TECHNOLOGY

IMMERSE YOURSELF IN AMAZING SOUNDSCAPE

The all-new Reflected Horn-Loaded Technology (RHLT) features 90 ° angled banks to create a room filling soundscape and the directivity for you to fully enjoy a thrilling cinematic performance, like the ability to pinpoint the sound effects of a bullet flying by. RHLT also allows our slim speakers to deliver a wider sound field while providing more latitude in placement.



2000-S2



2000-S3



2000-S4